



District Report Card: 2017


State: Chhattisgarh	District: Mungeli
Class: 8	Subject: Language
Schools: 51	Students: 1474


Participation/Coverage


Students

<div>GENDER</div> <div></div>	Boys		Girls	
	Number	%	Number	%
	670	45.45	804	54.55

<div>AREA</div> <div></div>	Rural		Urban	
	Number	%	Number	%
	1387	94.10	87	5.90

<div>CATEGORY</div> <div></div>	SC		ST		OBC		GEN	
	Number	%	Number	%	Number	%	Number	%
	482	32.70	141	9.57	786	53.32	65	4.41

<div>CWSN</div> <div></div>	LD	VI	HI	S&LD	ID	Oth
	3	0	2	1	1	3

<div>Management</div> <div></div>	Government		Government-aided	
	Number	%	Number	%
	1444	97.96	30	2.04

Average Performance of Students in Language (%)

Overall	Gender		Area		Management		Social Group			
	Male	Female	Rural	Urban	Govt.	Aided	SC	ST	OBC	GEN
53.34	52.31	54.20	53.67	47.97	53.32	54.00	50.64	51.54	54.77	60.00

Performance on Learning Outcomes (LOs)

Learning Outcomes	Description	Average Performance(%)
L813	Read textual/non-textual materials with comprehension and identifies the details, characters, main idea and sequence of ideas and events while reading	53.34

Range of Performance of Students who Answered Correctly							
Below 30%		30% - 50%		50% - 75%		Above 75%	
Number	%	Number	%	Number	%	Number	%
279	18.93	354	24.02	539	36.57	302	20.49

Lowest Performing Learning Outcomes (LOs)

1 - Read textual/non-textual materials with comprehension and identifies the details, characters, main idea and sequence of ideas and events while reading (53.34)